



RANGE COOKERS

**ALWAYS
WORTH THE
WAIT!**

Our Range Cookers boast a breathtaking array of functions and features. Whether you are looking for a cooker that is sleek and spacious or rustic and roomy, you're sure to find something to suit your kitchen and your taste.

**MADE IN
BRITAIN**



A MOUTH WATERING ARRAY OF FEATURES!

Available across our Farmhouse, Cookcentre, Kensington, Sandringham and Gourmet models, all of our Range Cookers have a mouthwatering array of features. From hi-resistance one-piece hotplates to Permacoat paint, they have everything you'd expect from a great British cooker.



Link+ Induction

Front and back induction zones link to increase the usable cooking space. A **Link+ Induction** hob is approximately twice as fast as a standard gas hob.



Made in Britain

All of our Range Cookers are hand built right here in Britain to the highest quality standards.



Tall oven

Market leading tall oven equipped with 91 litres of capacity and 25 shelf positions on 90cm models. Allows for multi-level cooking and batch baking.



Maxi-Clock

Programmable Maxi-Clock & timer, with an easy to read display and touch control screen.



Spillage wells

Integrated spillage wells contain spills and make for easier cleaning.



Precision controls

High quality, easy-grip controls. Put more precision at your fingertips.



One-piece cast steel frame

Made from a single-piece robust steel frame.



Easy grip door handles

Ergonomic, sturdy and safe to grip.



4kW PowerWok burner

High performance 4kW wok burner on gas hob models, gives intense heat ideal for stir-frys.



Elevated Pansure supports

Multi-piece, raised cast iron supports make for easy movement of pans across the surface area.



Belling Permacoat paint

Long-lasting, heat-resistant paint keeps your cooker looking newer, for longer.



Clearview windows

High-visibility windows. Check on your cooking without opening the door and losing heat.



Hi-Resistance one-piece hotplate

Durable one-piece, stainless steel hotplate. Resistant to heat and corrosion.



A energy rating

All of our Range Cookers have an A energy rating and can help reduce running costs.

FARMHOUSE COLLECTION

All the Ingredients of a Great British Cooker

When it comes to the Farmhouse Collection, traditional is the operative word. Charming traditional looks, combined with Belling's long-standing reputation for reliability, gives you a cooker that can take anything you throw at it and still turn out a perfect performance.

INDULGE YOUR GREAT BRITISH APPETITE...



Programmable LED Maxi-Clock & Timer



4kW PowerWok



Permacoat Paint



Storage compartment



PERSONALISE YOUR FARMHOUSE

STEP 1

SELECT THE IDEAL WIDTH

● 90cm ● 100cm ● 110cm

STEP 2

SELECT YOUR FUEL



Electric



Dual Fuel



Induction



Gas

STEP 3

CHOOSE YOUR FINISH



Cream



Black



Silver

90CM FARMHOUSE

90DFT



90cm dual fuel range cooker

- 1 Variable rate electric grill
- 2 Fanned electric main oven
- 3 Tall fanned electric oven
- 5 gas burners with cast iron pan supports
- 4kW wok burner
- A energy rating
- Easy clean enamel
- LED Maxi-Clock & programmer

● BLACK 444444121 ● SILVER 444444122 ● CREAM 444444123

90E



90cm electric range cooker

- 1 Variable rate electric grill
- 2 Fanned electric main oven
- 3 Tall fanned electric oven
- 5 ceramic zones
- A energy rating
- Easy clean enamel
- LED Maxi-Clock & programmer

● BLACK 444444124 ● SILVER 444444125 ● CREAM 444444126

90EI



90cm electric induction range cooker

- 1 Variable rate electric grill
- 2 Fanned electric main oven
- 3 Tall fanned electric oven
- 4 induction zones / 1 warming zone
- A energy rating
- Easy clean enamel
- LED Maxi-Clock & programmer

● BLACK 444444130 ● SILVER 444444131 ● CREAM 444444132

100EI



100cm electric induction range cooker

- 1 Variable rate electric grill
- 2 Conventional electric oven
- 3 Fanned electric main oven
- 4 Storage compartment
- 5 induction zones
- A energy rating
- Easy clean enamel
- LED Maxi-Clock & programmer

● BLACK 444444142 ● SILVER 444444143 ● CREAM 444444144

100G



100cm gas range cooker

- 1 Variable rate gas grill
- 2 Conventional gas main oven
- 3 Conventional gas oven
- 4 Storage compartment
- 7 gas burners with cast iron pan supports
- 4kW wok burner
- A energy rating
- Easy clean enamel
- LED Maxi-Clock with minute minder

● BLACK 444444139 ● SILVER 444444140 ● CREAM 444444141

110DFT



110cm dual fuel range cooker

- 1 Variable rate electric grill
- 2 Conventional electric oven
- 3 Fanned electric main oven
- 4 Storage compartment
- 7 gas burners with cast iron pan supports
- 4kW wok burner
- A energy rating
- Easy clean enamel
- LED Maxi-Clock & timer

● BLACK 444444145 ● SILVER 444444146 ● CREAM 444444147

100CM FARMHOUSE

90G



90cm gas range cooker

- 1 Variable rate gas grill
- 2 Conventional gas main oven
- 3 Tall fanned electric oven
- 5 gas burners with cast iron pan supports
- 4kW wok burner
- B energy rating
- Easy clean enamel
- LED Maxi-Clock with minute minder

● BLACK 444444127 ● SILVER 444444128 ● CREAM 444444129

100DFT



100cm dual fuel range cooker

- 1 Variable rate electric grill
- 2 Conventional electric oven
- 3 Fanned electric main oven
- 4 Storage compartment
- 7 gas burners with cast iron pan supports
- 4kW wok burner
- A energy rating
- Easy clean enamel
- LED Maxi-Clock & programmer

● BLACK 444444133 ● SILVER 444444134 ● CREAM 444444135

100E



100cm electric range cooker

- 1 Variable rate electric grill
- 2 Conventional electric oven
- 3 Fanned electric main oven
- 4 Storage compartment
- 5 ceramic zones / 1 warming zone
- A energy rating
- Easy clean enamel
- LED Maxi-Clock & programmer

● BLACK 444444136 ● SILVER 444444137 ● CREAM 444444138

110E



110cm electric range cooker

- 1 Variable rate electric grill
- 2 Conventional electric oven
- 3 Fanned electric main oven
- 4 Storage compartment
- 5 ceramic zones / 1 warming zone
- A energy rating
- Easy clean enamel
- LED Maxi-Clock & programmer

● BLACK 444444148 ● SILVER 444444149 ● CREAM 444444150

110EI



110cm electric induction range cooker

- 1 Variable rate electric grill
- 2 Conventional electric oven
- 3 Fanned electric main oven
- 4 Storage compartment
- 5 induction zones
- A energy rating
- Easy clean enamel
- LED Maxi-Clock & programmer

● BLACK 444444154 ● SILVER 444444155 ● CREAM 444444156

110G



110cm gas range cooker

- 1 Variable rate gas grill
- 2 Conventional gas main oven
- 3 Conventional gas oven
- 4 Storage compartment
- 7 gas burners with cast iron pan supports
- 4kW wok burner
- A energy rating
- Easy clean enamel
- LED Maxi-Clock with minute minder

● BLACK 444444151 ● SILVER 444444152 ● CREAM 444444153

COOKCENTRE COLLECTION

They've Turned Out Beautifully

With its contemporary looks, all the size and fuel options you could ever need and a stylish choice of finishes, our Cookcentre Collection has turned out beautifully. The result is a perfectly engineered cooker, that'll help you turn out the perfect meal every time.

PACKED FULL OF TASTY FEATURES...



Precision controls



Elevated Pansure supports



Easy grip handles & Clearview windows



91 Litre - largest capacity tall oven on the market with 25 shelf positions

PERSONALISE YOUR COOKCENTRE

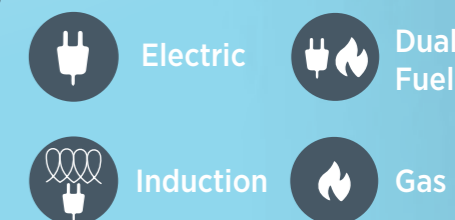
STEP 1

SELECT THE IDEAL WIDTH

● 90cm ● 100cm ● 110cm

STEP 2

SELECT YOUR FUEL



STEP 3

CHOOSE YOUR FINISH



90CM COOKCENTRE

90DFT



90cm dual fuel range cooker

- 1 Variable rate electric grill
- 2 Fanned electric main oven
- 3 Tall fanned electric oven
- 5 gas burners with cast iron pan supports
- 4kW wok burner
- A energy rating
- Easy clean enamel
- LED Maxi-Clock & programmer

● BLACK 444444071 ● STA STEEL 444444070 ● PROF STEEL 444444069

90E



90cm electric range cooker

- 1 Variable rate electric grill
- 2 Fanned electric main oven
- 3 Tall fanned electric oven
- 5 ceramic zones
- A energy rating
- Easy clean enamel
- LED Maxi-Clock & programmer

● BLACK 444444074 ● STA STEEL 444444073 ● PROF STEEL 444444072

90EI



90cm electric induction range cooker

- 1 Variable rate electric grill
- 2 Fanned electric main oven
- 3 Tall fanned electric oven
- 4 induction zones / 1 warming zone
- A energy rating
- Easy clean enamel
- LED Maxi-Clock & programmer

● BLACK 444444080 ● STA STEEL 444444079 ● PROF STEEL 444444078

100EI



100cm electric induction range cooker

- 1 Variable rate electric grill
- 2 Conventional electric oven
- 3 Fanned electric main oven
- 4 Storage compartment
- 5 induction zones
- A energy rating
- Easy clean enamel
- LED Maxi-Clock & programmer

● BLACK 444444092 ● STA STEEL 444444091 ● PROF STEEL 444444090

100G



100cm gas range cooker

- 1 Variable rate gas grill
- 2 Conventional gas main oven
- 3 Conventional gas oven
- 4 Storage compartment
- 7 gas burners with cast iron pan supports
- 4kW wok burner
- A energy rating
- Easy clean enamel
- LED Maxi-Clock with minute minder

● BLACK 444444089 ● STA STEEL 444444088 ● PROF STEEL 444444087

110DFT



110cm dual fuel range cooker

- 1 Variable rate electric grill
- 2 Conventional electric oven
- 3 Fanned electric main oven
- 4 Storage compartment
- 7 gas burners with cast iron pan supports
- 4kW wok burner
- A energy rating
- Easy clean enamel
- LED Maxi-Clock & timer

● BLACK 444444095 ● STA STEEL 444444094 ● PROF STEEL 444444093

100CM COOKCENTRE

90G



90cm gas range cooker

- 1 Variable rate gas grill
- 2 Conventional gas main oven
- 3 Tall fanned electric oven
- 5 gas burners with cast iron pan supports
- 4kW wok burner
- B energy rating
- Easy clean enamel
- LED Maxi-Clock with minute minder

● BLACK 444444077 ● STA STEEL 444444076 ● PROF STEEL 444444075

100DFT



100cm dual fuel range cooker

- 1 Variable rate electric grill
- 2 Conventional electric oven
- 3 Fanned electric main oven
- 4 Storage compartment
- 7 gas burners with cast iron pan supports
- 4kW wok burner
- A energy rating
- Easy clean enamel
- LED Maxi-Clock & programmer

● BLACK 444444083 ● STA STEEL 444444082 ● PROF STEEL 444444081

100E



100cm electric range cooker

- 1 Variable rate electric grill
- 2 Conventional electric oven
- 3 Fanned electric main oven
- 4 Storage compartment
- 5 ceramic zones / 1 warming zone
- A energy rating
- Easy clean enamel
- LED Maxi-Clock & programmer

● BLACK 444444086 ● STA STEEL 444444085 ● PROF STEEL 444444084

110E



110cm electric range cooker

- 1 Variable rate electric grill
- 2 Conventional electric oven
- 3 Fanned electric main oven
- 4 Storage compartment
- 5 ceramic zones / 1 warming zone
- A energy rating
- Easy clean enamel
- LED Maxi-Clock & programmer

● BLACK 444444098 ● STA STEEL 444444097 ● PROF STEEL 444444096

110EI



110cm electric induction range cooker

- 1 Variable rate electric grill
- 2 Conventional electric oven
- 3 Fanned electric main oven
- 4 Storage compartment
- 5 induction zones
- A energy rating
- Easy clean enamel
- LED Maxi-Clock & programmer

● BLACK 444444104 ● STA STEEL 444444103 ● PROF STEEL 444444102

110G



110cm gas range cooker

- 1 Variable rate gas grill
- 2 Conventional gas main oven
- 3 Conventional gas oven
- 4 Storage compartment
- 7 gas burners with cast iron pan supports
- 4kW wok burner
- A energy rating
- Easy clean enamel
- LED Maxi-Clock with minute minder

● BLACK 444444101 ● STA STEEL 444444100 ● PROF STEEL 444444099

COOKCENTRE DELUXE COLLECTION



If you want a little more from your cooker, our Deluxe Collection offers all the style and sophistication of our regular Cookcentre Range Cookers, but with the added bonus of a multifunction oven.

90cm dual fuel deluxe range cooker with multifunction oven



SEE PAGE 39

- 1 Variable rate dual circuit electric grill and conventional electric oven
- 2 Multifunction electric oven
- 3 Tall fanned electric oven
- 5 gas burners with cast iron pan supports
- 4kW wok burner
- A energy rating
- Easy clean enamel
- LED Maxi-Clock & programmer

● BLACK 444444105 ● STA STEEL 444444106 ● PROF STEEL 444444107

FARMHOUSE DELUXE COLLECTION



Available in the same great finishes but with the added benefit of being able to do everything a multifunction oven can do too, our Farmhouse Deluxe Range Cookers are as handy as they are handsome.

90cm dual fuel deluxe range cooker with multifunction oven




SEE PAGE 39

- 1 Variable rate dual circuit electric grill and conventional electric oven
- 2 Multifunction electric oven
- 3 Tall fanned electric oven
- 5 gas burners with cast iron pan supports
- 4kW wok burner
- A energy rating
- Easy clean enamel
- LED Maxi-Clock & programmer

● BLACK 444444157 ● SILVER 444444158 ● CREAM 444444159

TRY IT YOURSELF!



Use your Cookcentre or Farmhouse!

Devil's Chocolate Food Cake

You will need:

- 2 cups all-purpose flour
- 1 teaspoon salt
- 1 teaspoon baking powder
- 2 teaspoons baking soda
- 3/4 cup unsweetened cocoa powder
- 2 cups sugar
- 1 cup vegetable oil
- 1 cup hot coffee
- 1 cup milk
- 2 large eggs
- 1 teaspoon vanilla

Frosting:

- 1 cup milk
- 5 tablespoons all-purpose flour
- 1/2 cup butter, softened
- 1/2 cup lard
- 1 cup sugar
- 1 teaspoon vanilla



Method:

Preheat oven to 160°C.
In a large mixing bowl, sift together dry ingredients. Add oil, coffee and milk and mix at medium speed for 2 minutes. Add eggs and vanilla and beat 2 more minutes. Expect the batter to be quite thin.

Pour into a 9" x 13" greased and floured cake tin or 2 - 9" round tins. Bake 9" x 13" pan for about 45 minutes or 9" pans for about 30 minutes. Cool in pans for about 15 minutes and then cool completely on racks.



Whilst the cake is cooling make the icing: Combine the milk and flour in a saucepan and cook over low heat until thick, whisking constantly. Cover and refrigerate until chilled.

In a medium bowl, beat butter, lard, sugar and vanilla until creamy. Add chilled milk and flour mixture and beat for 10 minutes. Frost cooled cake and enjoy! The frosting sounds intimidating, but it is worth it! By the way, we prefer this cake chilled, right out of the refrigerator with fresh fruit. The rich chocolate and cool frosting just seem to taste best this way!



DON'T FORGET!

BELLING SPRINGFORM CAKE TIN

Belling non-stick Induction bakeware

- Dimensions: 210 x 70mm
- 0.4mm steel for fast, even heat distribution
- Non-stick
- Dishwasher safe
- Life time guarantee
- Suitable for induction cooking

Product Code 082646757
Available from www.shop.belling.co.uk

FIND & FOLLOW US ONLINE!



Take a photo of your cakes that you have created using your Cookcentre or Farmhouse and show us what you're made of online!



KENSINGTON

Some Ideas Never go out of Style

Classic, generously-sized and built to last, our Kensington Collection has everything it takes to tackle your recipes. From raised cast-iron Pansure supports that make for easy pan movement to high quality, easy-grip precision controls. It's 100 years of great British cooking expertise in one great cooker.

100CM KENSINGTON

90GT



90cm gas range cooker

- 1 Variable rate gas grill
- 2 Conventional gas main oven
- 3 Tall fanned electric oven
- 5 gas burners with cast iron pan supports
- 4kW wok burner
- B energy rating
- Easy clean enamel
- LED Maxi-Clock with minute minder

● BLACK 444444047 ● RED 444444048 ● CREAM 444444049

100DFT



100cm dual fuel range cooker

- 1 Variable rate dual circuit electric grill and conventional oven
- 2 Conventional electric oven
- 3 Fanned electric main oven
- 4 Storage compartment
- 7 gas burners with cast iron pan supports
- 4kW wok burner
- A energy rating
- Easy clean enamel
- LED Maxi-Clock & programmer

● BLACK 444444053 ● RED 444444054 ● CREAM 444444055

100E



100cm electric range cooker

- 1 Variable rate dual circuit electric grill and conventional oven
- 2 Conventional electric oven
- 3 Fanned electric main oven
- 4 Storage compartment
- 5 ceramic zones / 1 warming zone
- A energy rating
- Easy clean enamel
- LED Maxi-Clock & programmer

● BLACK 444444056 ● RED 444444057 ● CREAM 444444048

90CM KENSINGTON

90DFT



90cm dual fuel range cooker

- 1 Variable rate dual circuit electric grill and conventional oven
- 2 Fanned electric main oven
- 3 Tall fanned electric oven
- 5 gas burners with cast iron pan supports
- 4kW wok burner
- A energy rating
- Easy clean enamel
- LED Maxi-Clock & programmer

● BLACK 444444041 ● RED 444444042 ● CREAM 444444043

90E



90cm electric range cooker

- 1 Variable rate dual circuit electric grill and conventional oven
- 2 Fanned electric main oven
- 3 Tall fanned electric oven
- 5 ceramic zones
- A energy rating
- Easy clean enamel
- LED Maxi-Clock & programmer

● BLACK 444444044 ● RED 444444045 ● CREAM 444444046

90EI



90cm electric induction range cooker

- 1 Variable rate dual circuit electric grill and conventional oven
- 2 Fanned electric main oven
- 3 Tall fanned electric oven
- 4 induction zones / 1 warming zone
- A energy rating
- Easy clean enamel
- LED Maxi-Clock & programmer

● BLACK 444444050 ● RED 444444051 ● CREAM 444444052

100EI



100cm electric induction range cooker

- 1 Variable rate dual circuit electric grill and conventional oven
- 2 Conventional electric oven
- 3 Fanned electric main oven
- 4 Storage compartment
- 5 induction zones
- A energy rating
- Easy clean enamel
- LED Maxi-Clock & programmer

● BLACK 444444062 ● RED 444444063 ● CREAM 444444064

100G



100cm gas range cooker

- 1 Variable rate gas grill
- 2 Conventional gas oven
- 3 Conventional gas oven
- 4 Storage compartment
- 7 gas burners
- 4kW wok burner
- A energy rating
- Easy clean enamel
- LED Maxi-Clock with minute minder

● BLACK 444444059 ● RED 444444060 ● CREAM 444444061



INSIDE EVERY GREAT HOME

SANDRINGHAM

Traditional at its Best

Lovingly made in the UK, our Sandringham Range Cookers are the perfect companion for all your food concoctions. The simple and elegant finish of these cookers bring a touch of class to any kitchen. With an integral one-piece steel cast frame, Maxi-Clock and easy clean enamel.



90CM SANDRINGHAM

90DFT



90cm dual fuel range cooker

- 1 Variable rate electric grill
- 2 Fanned electric main oven
- 3 Tall fanned electric oven
- 5 gas burners with cast iron pan supports
- 4kW wok burner
- A energy rating
- Easy clean enamel
- LED Maxi-Clock & programmer

● BLACK 444444108 ● SILVER 444444109 ● CREAM 444444110

100CM SANDRINGHAM

100DFT



100cm dual fuel range cooker

- 1 Variable rate electric grill
- 2 Conventional electric oven
- 3 Fanned electric main oven
- 4 Storage compartment
- 7 gas burners with cast iron pan supports
- 4kW wok burner
- A energy rating
- Easy clean enamel
- LED Maxi-Clock & programmer

● BLACK 444444111 ● SILVER 444444112 ● CREAM 444444113

100E



100cm electric range cooker

- 1 Variable rate electric grill
- 2 Conventional electric oven
- 3 Fanned electric main oven
- 4 Storage compartment
- 5 ceramic zones / 1 warming zone
- A energy rating
- Easy clean enamel
- LED Maxi-Clock & programmer

● BLACK 444444114 ● SILVER 444444115 ● CREAM 444444116

100G



100cm gas range cooker

- 1 Variable rate gas grill
- 2 Conventional gas main oven
- 3 Conventional gas oven
- 4 Storage compartment
- 7 gas burners with cast iron pan supports
- 4kW wok burner
- A energy rating
- Easy clean enamel
- LED Maxi-Clock with minute minder

● BLACK 444444117 ● SILVER 444444118 ● CREAM 444444119

100G LPG



100cm gas LPG range cooker

- 1 Variable rate gas grill
- 2 Conventional gas main oven
- 3 Conventional gas oven
- 4 Storage compartment
- 7 gas burners with cast iron pan supports
- 4kW wok burner
- A energy rating
- Easy clean enamel
- LED Maxi-Clock with minute minder

● SILVER 444444120

4KW POWER WOK BURNER



GOURMET

The Perfect Mix

True all-rounders with style, space and durability, our new Gourmet Collection combines traditional quality and reliability with contemporary good looks.



90CM GOURMET

90DFT



90cm dual fuel range cooker

- 1 Variable rate electric grill and conventional oven
- 2 Fanned electric main oven
- 3 Tall fanned electric oven
- 5 gas burners with cast iron pan supports
- 4kW wok burner
- A energy rating
- Easy clean enamel
- LED Maxi-Clock & programmer

PROF STA
444444065

90E



90cm electric range cooker

- 1 Variable rate electric grill and conventional oven
- 2 Fanned electric main oven
- 3 Tall fanned electric oven
- 5 ceramic zones
- A energy rating
- Easy clean enamel
- LED Maxi-Clock & programmer

PROF STA
444444066

90EI



90cm electric induction range cooker

- 1 Variable rate electric grill and conventional oven
- 2 Fanned electric main oven
- 3 Tall fanned electric oven
- 4 induction zones / 1 warming
- A energy rating
- Easy clean enamel
- LED Maxi-Clock & programmer

PROF STA
444444068

90G



90cm gas range cooker

- 1 Variable rate gas grill
- 2 Conventional gas main oven
- 3 Tall fanned electric oven
- 5 gas burners with cast iron pan supports
- 4kW wok burner
- B energy rating
- Easy clean enamel
- LED Maxi-Clock with minute minder

PROF STA
444444067

DON'T FORGET ABOUT THE FINISHING TOUCHES...

Why not complete your kitchen makeover with a stylish matching Hood & Splashback to complement your new Range Cooker?

Our full range of matching Hoods & Splashbacks are available on pages 50-57.

TRY IT YOURSELF!



Use your Gourmet Range Cooker!

Sarah Christie's Cornflake Chicken

You will need:

- 4 chicken breasts
- 2 eggs
- Flour, enough to coat the chicken
- 150g cornflakes
- 80g golden breadcrumbs
- Salt & pepper to season
- 1 heaped tsp. Schwartz perfect shake chicken herb and spice blend

Method:

- Cut the chicken into strips.
- Put the cornflakes in a freezer bag and crush with a rolling pin. (Not too fine)
- Mix in the breadcrumbs, salt, pepper and seasoning.
- Whisk the egg to blend.
- Roll the chicken in the egg, then flour, then egg again, before rolling in the cornflake mixture and placing on a baking tray.
- Bake for 20 mins at 180 degrees checking regularly



FIND & FOLLOW US ONLINE!



Followed our recipe or created your own? Take a photo and share it with us on social media! #BellingRecipes
www.belling.co.uk



MINI RANGE COOKERS

Our Farmhouse Mini Range Cookers give you all the style and features of a classic British Range Cooker but in a smaller, kitchen-friendly 60cm width. Equipped with double ovens as standard and available in a variety of fuel types, our Mini Range Cookers look great and fit right in!



**MADE IN
BRITAIN**



**LOOKS
GREAT
COOKS
GREAT
AND FITS
RIGHT IN**

60CM FARMHOUSE MINI RANGE

60E



60cm electric mini range cooker

- 4 ceramic zones
- Electric grill and conventional electric top oven
- Fanned electric oven
- Oven light
- A energy rating
- Easy clean enamel
- LED Maxi-Clock & programmer

● BLACK 444444711 ● HOT JAL 444444712 ● CREAM 444444710

60DF



60cm dual fuel mini range cooker

- 4 gas burners with cast iron pan supports
- 4kW wok burner
- Electric grill and conventional electric top oven
- Fanned electric oven
- Oven light
- A energy rating
- Easy clean enamel
- LED Maxi-Clock & programmer

● BLACK 444444714 ● HOT JAL 444444715 ● CREAM 444444713

60G



60cm gas mini range cooker

- 4 gas burners with cast iron pan supports
- 4kW wok burner
- Electric grill and conventional gas top oven
- Conventional gas oven
- Oven light
- Easy clean enamel
- Maxi-Clock with cook-to-off timer

● BLACK 444444717 ● HOT JAL 444444718 ● CREAM 444444716

FINISHING TOUCHES

WE'VE GOT YOU COVERED!

Whether you have chosen a Range Cooker, freestanding cooker, or built-in hob, we have a large range of stylish co-ordinating hoods and splashbacks to complement your cooking appliance.





HOODS & SPLASHBACKS

COMPLEMENT YOUR COOKER



60CM HOODS

60CHIM



60cm chimney hood

- 3 fan speeds
- 2 built-in lights
- Push button controls
- 2 grease filters
- Extendable chimney section

● STA STEEL 444441226 ● BLACK 444441227

60VH



60cm integrated visor hood

- 3 fan speeds
- 1 built-in light
- 1 grease filter
- Slider controls

● SILVER 444441224 ○ WHITE 444441223

60 K-LINE



60cm designer hood

- 3 fan speeds & booster
- 2 halogen lights
- Illuminated push button controls
- 1 grease filter
- Extendable chimney section

● STA STEEL 444441229

600CGH



60cm curved glass hood

- 3 fan speeds
- 2 halogen lights
- Push button controls
- 1 grease filter

● STA STEEL 444448742 ● BLACK 444443284

UIH60



60cm integrated hood

- 3 fan speeds
- 1 halogen light
- Slider controls
- 1 acrylic grease filter

● SILVER 444449650

70CM HOODS

70CHIM



70cm chimney hood

- 3 fan speeds
- 2 built in lights
- Push button controls
- 1 grease filter
- Extendable chimney section

● STA STEEL 444441129

700CGH



70cm curved glass hood

- 3 fan speeds
- 2 halogen lights
- Push button controls
- 1 grease filter

● STA STEEL 444448743 ● BLACK 444443285

90CM HOODS

900CGH



90cm curved glass hood

- 3 fan speeds
- 2 halogen lights
- Push button controls
- 1 grease filter

● STA STEEL 444448744 ● BLACK 444443286

90CM HOODS

90DB CHIM



90cm chimney hood

- 3 fan speeds
- 2 LED spot lights
- Push button controls
- 3 grease filters

● STA STEEL 444443570 ● BLACK 444443567

CLASSIC 90CHIM



90cm classic chimney hood

- 3 fan speeds
- 2 LED spot lights
- Push button controls
- 3 grease filters

● HOT JAL 444443585 ● CREAM 444443582

90DB FLAT



90cm flat designer hood

- 3 fan speeds
- 2 LED spot lights
- Push button controls
- 3 grease filters

● STA STEEL 444443579 ● BLACK 444443573



#MyCookcentre

100CM HOODS

100DB CHIM



100cm chimney hood

- 3 fan speeds
- 2 LED spot lights
- Push button controls
- 3 grease filters

● STA STEEL 444443571 ● BLACK 444443568

CLASSIC 100CHIM



100cm classic chimney hood

- 3 fan speeds
- 2 LED spot lights
- Push button controls
- 3 grease filters

● HOT JAL 444443583 ● CREAM 444443586

100DB FLAT



100cm flat designer hood

- 3 fan speeds
- 2 LED spot lights
- Push button controls
- 3 grease filters

● STA STEEL 444443580 ● BLACK 444443574

110CM HOODS

110DB CHIM



110cm chimney hood

- 3 fan speeds
- 2 LED spot lights
- Push button controls
- 3 grease filters

● STA STEEL 444443572 ● BLACK 444443569

CLASSIC 110CHIM



110cm classic chimney hood

- 3 fan speeds
- 2 LED spot lights
- Push button controls
- 3 grease filters

● HOT JAL 444443584 ● CREAM 444443587

110DB FLAT



110 flat designer hood

- 3 fan speeds
- 2 LED spot lights
- Push button controls
- 3 grease filters

● STA STEEL 444443581 ● BLACK 444443575

GLASS SPLASHBACKS

SBK60 GLASS



60cm glass splashback

- Toughened glass
- Polished edge
- Self adhesive tape fixing

- BLACK 444442907
- STA SHIMMER 444442911
- UNION JACK 444442921
- UNION MONO 444442923

SBK90 GLASS



90cm glass splashback

- Toughened glass
- Polished edge
- Self adhesive tape fixing

- BLACK 444442908
- STA SHIMMER 444442912
- UNION JACK 444442922
- UNION MONO 444442924
- HOT JAL 444442915
- CREAM 444443186
- WHITE 444442918

SBK100 GLASS



100cm glass splashback

- Toughened glass
- Polished edge
- Self adhesive tape fixing

- BLACK 444442909
- STA SHIMMER 444442913
- HOT JAL 444442916
- CREAM 444443187
- WHITE 444442919

SBK110 GLASS




110cm glass splashback

- Toughened glass
- Polished edge
- Self adhesive tape fixing

- BLACK 444442910
- STA SHIMMER 444442914
- HOT JAL 444442917
- CREAM 444443188
- WHITE 444442920

METAL SPLASHBACKS



SBK60

60cm metal splashback

- BLACK 444449519

SBK90

90cm metal splashback

- BLACK 444449526
- STAINLESS STEEL 444449524

SBK110

110cm metal splashback

- BLACK 444449532
- STAINLESS STEEL 444449530

SBK70

70cm metal splashback

- BLACK 444449522

SBK100

100cm metal splashback

- BLACK 444449529
- STAINLESS STEEL 444449527

METAL SPLASHBACKS WITH RAIL



SBK60R

60cm metal splashback with rail

- STAINLESS STEEL 444440379

SBK90R

90cm metal splashback with rail

- STAINLESS STEEL 444449525

SBK100R

100cm metal splashback with rail

- STAINLESS STEEL 444449528

SBK110R

110cm metal splashback with rail

- STAINLESS STEEL 444449531



FARMHOUSE



PRODUCT	90DFT	90E	90EI	90G	90DFT DELUXE	100DFT	100E	100EI	100G	110DFT	110E	110EI	110G	
Description	90cm dual fuel range cooker	90cm electric range cooker	90cm electric induction range cooker	90cm gas range cooker	90cm dual fuel range cooker	100cm dual fuel range cooker	100cm electric range cooker	100cm electric induction range cooker	100cm gas range cooker	110cm dual fuel range cooker	110cm electric range cooker	110cm electric induction range cooker	110cm gas range cooker	
Hob	5 Gas burners: x2 medium (2.0 kW) x1 small (1.0 kW) x1 wok (4 kW) x1 large (3.0 kW) Cast iron pan supports Push button ignition Flame safety device	5 Ceramic zones: x2 medium (1.7 kW) x2 small (1.2 kW) 1x dual zone (0.75-2.2 kW) Easy clean ceramic surface	4 Induction zones / 1 warming: x4 medium induction (1.4-1.85 kW) x1 warming zone (0.1 kW) Touch control Digital power display Pan & overheat detection Child lock Boost function	5 Gas burners: x2 medium (2.0 kW) x1 small (1.0 kW) x1 wok (4 kW) x1 large (3.0 kW) Cast iron pan supports Push button ignition Flame safety device	5 Gas burners: x2 medium (2.0 kW) x1 small (1.0 kW) x1 wok (4 kW) x1 large (3.0 kW) Cast iron pan supports Push button ignition Flame safety device	7 Gas burners: x3 medium (2.0 kW) x2 small (1.0 kW) x1 wok (4 kW) x1 large (3.0 kW) Cast iron pan supports Push button ignition Flame safety device	5 Ceramic zones / 1 warming: x2 medium (1.7 kW) x2 small (1.2 kW) x1 dual zone (0.75-2.2 kW) Easy clean ceramic surface	5 Induction zones: x2 small (1.2-1.4 kW) x2 medium (1.4-2.0 kW) x1 large (2.3-3.0 kW) Touch control Pan & overheat detection Child lock Boost function	7 Gas burners: x3 medium (2.0 kW) x2 small (1.0 kW) x1 wok (4 kW) x1 large (3.0 kW) Cast iron pan supports Push button ignition Flame safety device	7 Gas burners: x3 medium (2.0 kW) x2 small (1.0 kW) x1 wok (4 kW) x1 large (3.0 kW) Cast iron pan supports Push button ignition Flame safety device	5 Ceramic zones / 1 warming: x2 medium (1.7 kW) x2 small (1.2 kW) x1 dual zone (0.75-2.2 kW) Easy clean ceramic surface	5 Induction zones: x2 Small (1.2-1.4 kW) x2 Medium (1.4-2.0 kW) x1 Large (2.3-3.0 kW) Touch control Pan & overheat detection Child lock Boost function	7 Gas burners: x3 medium (2.0 kW) x2 small (1.0 kW) x1 wok (4 kW) x1 large (3.0 kW) Cast iron pan supports Push button ignition Flame safety device	
Cavity 1	Variable rate electric grill Removable shelves	Variable rate electric grill Removable shelves	Variable rate electric grill Removable shelves	Variable rate gas grill Removable shelves	Conventional oven & variable rate dual circuit electric grill Removable shelves	Variable rate electric grill Removable shelves	Variable rate electric grill Removable shelves	Variable rate electric grill Removable shelves	Variable rate gas grill Removable shelves	Variable rate electric grill Removable shelves	Variable rate electric grill Removable shelves	Variable rate electric grill Removable shelves	Variable rate gas grill Removable shelves	
Cavity 2	Fanned electric oven Programmable oven Easy clean enamel A energy rating Oven light Defrost & Slow cook function 62 actual / 54 litre usable capacity 2 shelves (5 positions) Removable shelves	Fanned electric oven Programmable oven Easy clean enamel A energy rating Oven light Defrost & Slow cook function 62 actual / 54 litre usable capacity 2 shelves (5 positions) Removable shelves	Fanned electric oven Programmable oven Easy clean enamel A energy rating Oven light Defrost & Slow cook function 62 actual / 54 litre usable capacity 2 shelves (5 positions) Removable shelves	Conventional gas oven Easy clean enamel B energy rating Oven light 64 actual / 48 litre usable capacity 2 shelves (5 positions) Removable shelves	Multifunction electric oven Programmable oven Easy clean enamel A energy rating Oven light 10 functions 62 actual / 54 litre usable capacity 2 shelves (5 positions) Removable shelves	Conventional electric oven Easy clean enamel A energy rating Oven light Slow cook function 62 actual / 54 litre usable capacity 2 shelves (5 positions) Removable shelves	Conventional electric oven Easy clean enamel A energy rating Oven light Slow cook function 62 actual / 54 litre usable capacity 2 shelves (5 positions) Removable shelves	Conventional electric oven Easy clean enamel A energy rating Oven light Slow cook function 62 actual / 54 litre usable capacity 2 shelves (5 positions) Removable shelves	Conventional electric oven Easy clean enamel A energy rating Oven light Slow cook function 62 actual / 54 litre usable capacity 2 shelves (5 positions) Removable shelves	Conventional gas oven Easy clean enamel A energy rating Oven light 64 actual / 48 litre usable capacity 2 shelves (5 positions) Removable shelves	Conventional electric oven Easy clean enamel A energy rating Oven light Slow cook function 71 actual / 61 litre usable capacity 2 shelves (5 positions) Removable shelves	Conventional electric oven Easy clean enamel A energy rating Oven light Slow cook function 71 actual / 61 litre usable capacity 2 shelves (5 positions) Removable shelves	Conventional electric oven Easy clean enamel A energy rating Oven light Slow cook function 71 actual / 61 litre usable capacity 2 shelves (5 positions) Removable shelves	Conventional gas oven Easy clean enamel A energy rating Oven light 71 actual / 52 litre usable capacity 2 shelves (5 positions) Removable shelves
Cavity 3	Tall fanned electric oven Easy clean enamel A energy rating Oven light Defrost & Slow cook function 91 actual / 86 litre usable capacity 3 shelves (25 positions) Removable shelves	Tall fanned electric oven Easy clean enamel A energy rating Oven light Defrost & Slow cook function 91 actual / 86 litre usable capacity 3 shelves (25 positions) Removable shelves	Tall fanned electric oven Easy clean enamel A energy rating Oven light Defrost & Slow cook function 91 actual / 86 litre usable capacity 3 shelves (25 positions) Removable shelves	Tall fanned electric oven Easy clean enamel A energy rating Oven light Defrost & Slow cook function 91 actual / 86 litre usable capacity 3 shelves (25 positions) Removable shelves	Tall fanned electric oven Easy clean enamel A energy rating Oven light Defrost & Slow cook function 91 actual / 86 litre usable capacity 3 shelves (25 positions) Removable shelves	Fanned electric oven Programmable oven Easy clean enamel A energy rating Oven light Defrost & Slow cook function 62 actual / 58 litre usable capacity 2 shelves (5 positions) Removable shelves	Fanned electric oven Programmable oven Easy clean enamel A energy rating Oven light Defrost & Slow cook function 62 actual / 54 litre usable capacity 2 shelves (5 positions) Removable shelves	Fanned electric oven Easy clean enamel Programmable oven A energy rating Oven light Defrost & Slow cook function 62 actual / 54 litre usable capacity 2 shelves (5 positions) Removable shelves	Conventional gas oven Easy clean enamel A energy rating Oven light 62 actual / 49 litre usable capacity 2 shelves (5 positions) Removable shelves	Fanned electric oven Easy clean enamel Programmable oven A energy rating Oven light Defrost & Slow cook function 69 actual / 65 litre usable capacity 2 shelves (5 positions) Removable shelves	Fanned electric oven Easy clean enamel Programmable oven A energy rating Oven light Defrost & Slow cook function 71 actual / 61 litre usable capacity 2 shelves (5 positions) Removable shelves	Fanned electric oven Easy clean enamel Programmable oven A energy rating Oven light Defrost & Slow cook function 71 actual / 61 litre usable capacity 2 shelves (5 positions) Removable shelves	Conventional gas oven Easy clean enamel A energy rating Oven light 71 actual / 52 litre usable capacity 2 shelves (5 positions) Removable shelves	
Cavity 4	N/A	N/A	N/A	N/A	N/A	Storage	Storage	Storage	Storage	Storage	Storage	Storage	Storage	
Timer / Programmer	LED Maxi-Clock/touch control programmer (cavity 2)	LED Maxi-Clock/touch control programmer (cavity 2)	LED Maxi-Clock/touch control programmer (cavity 2)	LED Maxi-Clock/minute minder	LED Maxi-Clock/touch control programmer (cavity 2)	LED Maxi-Clock/touch control programmer (cavity 3)	LED Maxi-Clock/touch control programmer (cavity 3)	LED Maxi-Clock/touch control programmer (cavity 3)	LED Maxi-Clock/minute minder	LED Maxi-Clock/touch control programmer (cavity 3)	LED Maxi-Clock/touch control programmer (cavity 3)	LED Maxi-Clock/touch control programmer (cavity 3)	LED Maxi-Clock/minute minder	
Timer	Yes	Yes	Yes	Yes	Yes	Yes	Yes	Yes	Yes	Yes	Yes	Yes	Yes	
Fascia cooling system	Yes	Yes	Yes	Yes	Yes	Yes	Yes	Yes	Yes	Yes	Yes	Yes	Yes	
Accessories (included)														
Grill pan handle	Yes	Yes	Yes	Yes	Yes	Yes	Yes	Yes	Yes	Yes	Yes	Yes	Yes	
Grill pan/trivet	Yes	Yes	Yes	Yes	Yes	Yes	Yes	Yes	Yes	Yes	Yes	Yes	Yes	
LPG convertible	Yes	-	-	-	Yes	Yes	-	-	-	Yes	-	-	-	
LPG conversion kit (available separately)	Yes	-	-	-	Yes	Yes	-	-	-	Yes	-	-	-	
Removable Parts (for cleaning)														
Hob burners	Yes	-	-	Yes	Yes	Yes	-	-	Yes	Yes	-	-	Yes	
Pan supports	Yes	-	-	Yes	Yes	Yes	-	-	Yes	Yes	-	-	Yes	
Shelves	Yes	Yes	Yes	Yes	Yes	Yes	Yes	Yes	Yes	Yes	Yes	Yes	Yes	
Shelf runners	Yes	Yes	Yes	Yes	Yes	Yes	Yes	Yes	Yes	Yes	Yes	Yes	Yes	
Installation														
Gas type	Nat gas	-	-	Nat gas	Nat gas	Nat gas	-	-	Nat gas	Nat gas	-	-	Nat gas	
Gas inlet type	1/2" BSP female	-	-	1/2" BSP female	1/2" BSP female	1/2" BSP female	-	-	1/2" BSP female	1/2" BSP female	-	-	1/2" BSP female	
Gas inlet position/ electrical power load (kW)	Rear right	14.4	14.1	Rear right	Rear right	Rear right	14.9	14.4	Rear right	Rear right	15.4	14.4	Rear right	
Fuse size (A)	32	32	32	13	32	32	32	32	13	32	32	32	13	
Fitted 3 pin plug	-	-	-	Yes	-	-	-	-	Yes	-	-	-	Yes	
Product Dimensions														
Height (mm)	900-930	900-930	900-930	900-930	900-930	900-930	900-930	900-930	900-930	900-930	900-930	900-930	900-930	
Width (mm)	900	900	900	900	900	1000	1000	1000	1000	1100	1100	1100	1100	
Depth (mm)	600	600	600	600	600	600	600	600	600	600	600	600	600	
Weight (kg)	84	91	80	81	93	88	94	92	87	93	99	97	92	
Finishes & codes														
Black	444444121	444444124	444444130	444444127	444444157	444444133	444444136	444444142	444444139	444444145	444444148	444444154	444444151	
Cream	444444123	444444126	444444132	444444129	444444159	444444135	444444138	444444144	444444141	444444147	444444150	444444156	444444153	
Silver	444444122	444444125	444444131	444444128	444444158	444444134	444444137	444444143	444444140	444444146	444444149	444444155	444444152	

COOKCENTRE



PRODUCT	90DFT	90E	90EI	90G	90DFT DELUXE	100DFT	100E	100EI	100G	110DFT	110E	110EI	110G
Description	90cm dual fuel range cooker	90cm electric range cooker	90cm electric Induction range cooker	90cm gas range cooker	90cm dual fuel range cooker	100cm dual fuel range cooker	100cm electric range cooker	100cm electric Induction range cooker	100cm gas range cooker	110cm dual fuel range cooker	110cm electric range cooker	110cm electric Induction range cooker	90cm gas range cooker
Hob	5 Gas burners: x2 medium (2.0 kW) x1 small (1.0 kW) x1 wok (4 kW) x1 large (3.0 kW) Cast iron pan supports Push button ignition Flame safety device	5 Ceramic zones: x2 medium (1.7 kW) x2 small (1.2 kW) 1x dual zone (0.75-2.2 kW) Easy clean ceramic surface	4 induction zones / 1 warming: x4 medium induction (1.4-1.85 kW) x1 warming zone (0.1 kW) Touch control Digital power display Pan & overheat detection Child lock Boost function	5 Gas burners: x2 medium (2.0 kW) x1 small (1.0 kW) x1 wok (4 kW) x1 large (3.0 kW) Cast iron pan supports Push button ignition Flame safety device	5 Gas burners: x2 medium (2.0 kW) x1 small (1.0 kW) x1 wok (4 kW) x1 large (3.0 kW) Cast iron pan supports Push button ignition Flame safety device	7 Gas burners: x3 medium (2.0 kW) x2 small (1.0 kW) x1 wok (4 kW) x1 large (3.0 kW) Cast iron pan supports Push button ignition Flame safety device	5 ceramic zones / 1 warming x2 medium (1.8 kW) x2 small (1.2 kW) x1 dual zone (0.75-2.2 kW) Easy clean ceramic surface	5 induction zones x2 small (1.2-1.4 kW) x2 medium (1.4-2.0 kW) x1 large (3.0 kW) Touch control Pan & overheat detection Child lock Boost function	7 gas burners x3 medium (2.0 kW) x2 small (1.0 kW) x1 wok (4 kW) x1 large (3.0 kW) Cast iron pan supports Push button ignition Flame safety device	7 gas burners x3 medium (2.0 kW) x2 small (1.0 kW) x1 wok (4 kW) x1 large (3.0 kW) Cast iron pan supports Push button ignition Flame safety device	5 ceramic zones / 1 warming x3 medium (1.5 kW) x2 small (1.2 kW) x1 dual zone (0.75-2.2 kW) Easy clean ceramic surface	5 induction zones x2 small (1.2-1.4 kW) x2 medium (1.4-2.0 kW) x1 large (3.0 kW) Touch control Keep warm function Pan & overheat detection Child lock Boost function	7 gas burners x3 medium (2.0 kW) x2 small (1.0 kW) x1 wok (4 kW) x1 large (3.0 kW) Cast iron pan supports Push button ignition Flame safety device
Cavity 1	Variable rate electric grill Removable shelves	Variable rate electric grill Removable shelves	Variable rate electric grill Removable shelves	Variable rate gas grill Removable shelves	Conventional oven & variable rate dual circuit electric grill Removable shelves	Variable rate electric grill Removable shelves	Variable rate electric grill Removable shelves	Variable rate electric grill Removable shelves	Variable rate gas grill Removable shelves	Variable rate electric grill Removable shelves	Variable rate electric grill Removable shelves	Variable rate electric grill Removable shelves	Variable rate gas grill Removable shelves
Cavity 2	Fanned electric oven Programmable oven Easy clean enamel A energy rating Oven light Defrost & Slow cook function 62 actual / 58 litre usable capacity 2 shelves (5 positions) Removable shelves	Fanned electric oven Programmable oven Easy clean enamel A energy rating Oven light Defrost & Slow cook function 62 actual / 58 litre usable capacity 2 shelves (5 positions) Removable shelves	Fanned electric oven Programmable oven Easy clean enamel A energy rating Oven light Defrost & Slow cook function 62 actual / 58 litre usable capacity 2 shelves (5 positions) Removable shelves	Conventional gas oven Easy clean enamel B energy rating Oven light 62 actual / 48 litre usable capacity 2 shelves (5 positions) Removable shelves	Multifunction electric oven Programmable oven Easy clean enamel A energy rating Oven light 10 functions 62 actual / 54 litre usable capacity 2 shelves (5 positions) Removable shelves	Conventional electric oven Easy clean enamel A energy rating Oven light Slow cook function 64 actual / 64 litre usable capacity 2 shelves (5 positions) Removable shelves	Conventional electric oven Easy clean enamel A energy rating Oven light Slow cook function 64 actual / 64 litre usable capacity 2 shelves (5 positions) Removable shelves	Conventional electric oven Easy clean enamel A energy rating Oven light Slow cook function 64 actual / 64 litre usable capacity 2 shelves (5 positions) Removable shelves	Conventional electric oven Easy clean enamel A energy rating Oven light Slow cook function 64 actual / 64 litre usable capacity 2 shelves (5 positions) Removable shelves	Conventional gas oven Easy clean enamel A energy rating Oven light 64 actual / 48 litre usable capacity 2 shelves (5 positions) Removable shelves	Conventional electric oven Easy clean enamel A energy rating Oven light Slow cook function 71 actual / 71 litre usable capacity 2 shelves (5 positions) Removable shelves	Conventional electric oven Easy clean enamel A energy rating Oven light Slow cook function 71 actual / 71 litre usable capacity 2 shelves (5 positions) Removable shelves	Conventional electric oven Easy clean enamel A energy rating Oven light Slow cook function 71 actual / 71 litre usable capacity 2 shelves (5 positions) Removable shelves
Cavity 3	Tall fanned electric oven Easy clean enamel A energy rating Oven light Defrost & Slow cook function 91 actual / 86 litre usable capacity 3 shelves (25 positions) Removable shelves	Tall fanned electric oven Easy clean enamel A energy rating Oven light Defrost & Slow cook function 91 actual / 86 litre usable capacity 3 shelves (25 positions) Removable shelves	Tall fanned electric oven Easy clean enamel A energy rating Oven light Defrost & Slow cook function 91 actual / 86 litre usable capacity 3 shelves (25 positions) Removable shelves	Tall fanned electric oven Easy clean enamel A energy rating Oven light Defrost & Slow cook function 91 actual / 86 litre usable capacity 3 shelves (25 positions) Removable shelves	Tall fanned electric oven Easy clean enamel A energy rating Oven light Defrost & Slow cook function 91 actual / 86 litre usable capacity 3 shelves (25 positions) Removable shelves	Fanned electric oven Easy clean enamel Programmable oven A energy rating Oven light Defrost & Slow cook function 62 actual / 58 litre usable capacity 2 shelves (5 positions) Removable shelves	Fanned electric oven Easy clean enamel Programmable oven A energy rating Oven light Defrost & Slow cook function 62 actual / 58 litre usable capacity 2 shelves (5 positions) Removable shelves	Fanned electric oven Easy clean enamel Programmable oven A energy rating Oven light Defrost & Slow cook function 62 actual / 58 litre usable capacity 2 shelves (5 positions) Removable shelves	Conventional gas oven Easy clean enamel A energy rating Oven light 62 actual / 48 litre usable capacity 2 shelves (5 positions) Removable shelves	Fanned electric oven Easy clean enamel Programmable oven A energy rating Oven light Defrost & Slow cook function 69 actual / 65 litre usable capacity 2 shelves (5 positions) Removable shelves	Fanned electric oven Easy clean enamel Programmable oven A energy rating Oven light Defrost & Slow cook function 69 actual / 65 litre usable capacity 2 shelves (5 positions) Removable shelves	Fanned electric oven Easy clean enamel Programmable oven A energy rating Oven light Defrost & Slow cook function 69 actual / 65 litre usable capacity 2 shelves (5 positions) Removable shelves	Conventional gas oven Easy clean enamel A energy rating Oven light 69 actual / 48 litre usable capacity 2 shelves (5 positions) Removable shelves
Cavity 4	N/A	N/A	N/A	N/A	N/A	Storage	Storage	Storage	Storage	Storage	Storage	Storage	Storage
Timer / Programmer	LED Maxi-Clock/touch control programmer (cavity 2)	LED Maxi-Clock/touch control programmer (cavity 2)	LED Maxi-Clock/touch control programmer (cavity 2)	LED Maxi-Clock/ minute minder	LED Maxi-Clock/touch control programmer (cavity 2)	LED Maxi-Clock/touch control programmer (cavity 3)	LED Maxi-Clock/touch control programmer (cavity 3)	LED Maxi-Clock/touch control programmer (cavity 3)	LED Maxi-cock/ minute minder	LED Maxi-Clock/touch control programmer (cavity 3)	LED Maxi-Clock/touch control programmer (cavity 3)	LED Maxi-Clock/touch control programmer (cavity 3)	LED Maxi-Clock/ minute minder
Timer	Yes	Yes	Yes	Yes	Yes	Yes	Yes	Yes	Yes	Yes	Yes	Yes	Yes
Fascia cooling system	Yes	Yes	Yes	Yes	Yes	Yes	Yes	Yes	Yes	Yes	Yes	Yes	Yes
Accessories (Included)													
Grill pan handle	Yes	Yes	Yes	Yes	Yes	Yes	Yes	Yes	Yes	Yes	Yes	Yes	Yes
Grill pan/trivet	Yes	Yes	Yes	Yes	Yes	Yes	Yes	Yes	Yes	Yes	Yes	Yes	Yes
LPG convertible	Yes	-	-	-	Yes	Yes	-	-	-	Yes	-	-	-
LPG conversion kit (available separately)	Yes	-	-	-	Yes	Yes	-	-	-	Yes	-	-	-
Removable Parts (for cleaning)													
Hob burners	Yes	-	-	Yes	Yes	Yes	-	-	Yes	Yes	-	-	Yes
Pan supports	Yes	-	-	Yes	Yes	Yes	-	-	Yes	Yes	-	-	Yes
Shelves	Yes	Yes	Yes	Yes	Yes	Yes	Yes	Yes	Yes	Yes	Yes	Yes	Yes
Shelf runners	Yes	Yes	Yes	Yes	Yes	Yes	Yes	Yes	Yes	Yes	Yes	Yes	Yes
Installation													
Gas type	Nat gas	-	-	Nat gas	Nat gas	Nat gas	-	-	Nat gas	Nat gas	-	-	Nat gas
Gas inlet type	1/2" BSP female	-	-	1/2" BSP female	1/2" BSP female	1/2" BSP female	-	-	1/2" BSP female	1/2" BSP female	-	-	1/2" BSP female
Gas inlet position/ Electrical power load (kW)	Rear right	14.4	14.1	Rear right	Rear right	Rear right	14.9	14.4	Rear right	Rear right	15.4	14.4	Rear right
Fuse size (A)	32	32	32	13	32	32	32	32	13	32	32	32	13
Fitted 3 pin plug	-	-	-	Yes	-	-	-	-	Yes	-	-	-	Yes
Product Dimensions													
Height (mm)	900-930	900-930	900-930	900-930	900-930	900-930	900-930	900-930	900-930	900-930	900-930	900-930	900-930
Width (mm)	900	900	900	900	900	1000	1000	1000	1000	1100	1100	1100	1100
Depth (mm)	600	600	600	600	600	600	600	600	600	600	600	600	600
Weight (kg)	93	90	87	80	85	87	94	91	86	92	99	96	91
Finishes & codes													
Black	44444071	44444074	44444080	44444077	44444105	44444083	44444086	44444092	44444089	44444095	44444098	44444104	44444101
Stainless Steel	44444070	44444073	44444079	44444076	44444106	44444082	44444085	44444091	44444088	44444094	44444097	44444103	44444100
Prof. Stainless Steel	44444069	44444072	44444078	44444075	44444107	44444081	44444084	44444090	44444087	44444093	44444096	44444102	44444099

KENSINGTON

SANDRINGHAM

PRODUCT	90DFT	90E	90EI	90GT	100DFT	100GT	100E	100EI	90DFT	100DFT	100E	100GT	100GT LPG	
Description	90cm dual fuel range cooker	90cm electric range cooker	90cm electric Induction range cooker	90cm gas range cooker	100cm dual fuel range cooker	100cm gas range cooker	100cm electric range cooker	100cm electric Induction range cooker	90cm dual fuel range cooker	100cm dual fuel range cooker	100cm electric range cooker	100cm gas range cooker	100cm LPG range cooker	
Hob	5 Gas burners: x2 medium (2.0 kW) x1 small (1.0 kW) x1 wok (4 kW) x1 large (3.0 kW) Cast iron pan supports Push button ignition Flame safety device	5 Ceramic zones: x2 medium (1.7 kW) x2 small (1.2 kW) 1x dual zone (2.2 kW) Easy clean ceramic surface	4 Induction zones / 1 warming: x4 medium induction (1.4-1.85 kW) x1 warming zone (0.1 kW) Touch control Digital power display Pan & overheat detection Child lock Boost function	5 Gas burners: x2 medium (2.0 kW) x1 small (1.0 kW) x1 wok (4 kW) x1 large (3.0 kW) Cast iron pan supports Push button ignition Flame safety device	7 Gas burners: x3 medium (2.0 kW) x2 small (1.0 kW) x1 wok (4 kW) x1 large (3.0 kW) Cast iron pan supports Push button ignition Flame safety device	7 Gas burners: x3 medium (2.0 kW) x2 small (1.0 kW) x1 wok (4 kW) x1 large (3.0 kW) Cast iron pan supports Push button ignition Flame safety device	5 Ceramic zones / 1 warming: x2 medium (1.7 kW) x2 small (1.2 kW) x1 dual zone (2.2 kW) Easy clean ceramic surface	5 Induction zones: x2 small (1.2-1.4 kW) x2 medium 1.4-2.0 kW) x1 large (2.3-3.0 kW) Touch control Pan & overheat detection Child lock Boost function	5 Gas burners: x2 medium (2.0 kW) x1 small (1.0 kW) x1 wok (4 kW) x1 large (3.0 kW) Cast iron pan supports Push button ignition Flame safety device	7 Gas burners: x3 medium (2.0 kW) x2 small (1.0 kW) x1 wok (4 kW) x1 large (3.0 kW) Cast iron pan supports Push button ignition Flame safety device	5 Ceramic zones / 1 warming: x2 medium (1.7 kW) x2 small (1.2 kW) x1 dual zone (2.2 kW) Easy clean ceramic surface	5 Induction zones: x2 small (1.2-1.4 kW) x2 medium 1.4-2.0 kW) x1 large (2.3-3.0 kW) Touch control Pan & overheat detection Child lock Boost function	7 Gas burners: x3 medium (2.0 kW) x2 small (1.0 kW) x1 wok (4 kW) x1 large (3.0 kW) Cast iron pan supports Push button ignition Flame safety device	7 Gas burners: x3 medium (2.0 kW) x2 small (1.0 kW) x1 wok (4 kW) x1 large (3.0 kW) Cast iron pan supports Push button ignition Flame safety device
Cavity 1	Variable rate dual circuit electric grill & conventional oven	Variable rate dual circuit electric grill & conventional oven	Variable rate dual circuit electric grill & conventional oven	Variable rate gas grill Removable shelves	Variable rate dual circuit electric grill & conventional oven	Variable rate gas grill Removable shelves	Variable rate dual circuit electric grill & conventional oven	Variable rate dual circuit electric grill & conventional oven	Variable rate electric grill Removable shelves	Variable rate electric grill Removable shelves	Variable rate electric grill Removable shelves	Variable rate electric grill Removable shelves	Variable rate gas grill Removable shelves	Variable rate gas grill Removable shelves
Cavity 2	Fanned electric oven Programmable oven Easy clean enamel A energy rating Oven light Defrost & Slow cook function 62 actual / 58 litre usable capacity 2 shelves (5 positions) Removable shelves	Fanned electric oven Programmable oven Easy clean enamel A energy rating Oven light Defrost & Slow cook function 62 actual / 58 litre usable capacity 2 shelves (5 positions) Removable shelves	Fanned electric oven Programmable oven Easy clean enamel A energy rating Oven light Defrost & Slow cook function 62 actual / 58 litre usable capacity 2 shelves (5 positions) Removable shelves	Conventional gas oven Easy clean enamel B energy rating Oven light 62 actual / 48 litre usable capacity 2 shelves (5 positions) Removable shelves	Conventional electric oven Easy clean enamel A energy rating Oven light Slow cook function 64 actual / 64 litre usable capacity 2 shelves (5 positions) Removable shelves	Conventional gas oven Easy clean enamel A energy rating Oven light 64 actual / 48 litre usable capacity 2 shelves (5 positions) Removable shelves	Conventional electric oven Easy clean enamel A energy rating Oven light Slow cook function 64 actual / 64 litre usable capacity 2 shelves (5 positions) Removable shelves	Conventional electric oven Easy clean enamel A energy rating Oven light Slow cook function 64 actual / 64 litre usable capacity 2 shelves (5 positions) Removable shelves	Fanned electric oven Programmable oven Easy clean enamel A energy rating Oven light Defrost & Slow cook function 62 actual / 58 litre usable capacity 2 shelves (5 positions) Removable shelves	Conventional electric oven Easy clean enamel A energy rating Oven light Slow cook function 71 actual / 71 litre usable capacity 2 shelves (5 positions) Removable shelves	Conventional electric oven Easy clean enamel A energy rating Oven light Slow cook function 69 actual / 65 litre usable capacity 2 shelves (5 positions) Removable shelves	Conventional electric oven Easy clean enamel A energy rating Oven light Slow cook function 71 actual / 71 litre usable capacity 2 shelves (5 positions) Removable shelves	Conventional gas oven Easy clean enamel A energy rating Oven light 64 actual / 48 litre usable capacity 2 shelves (5 positions) Removable shelves	Conventional gas oven Easy clean enamel A energy rating Oven light 64 actual / 48 litre usable capacity 2 shelves (5 positions) Removable shelves
Cavity 3	Tall fanned electric oven Easy clean enamel A energy rating Oven light Defrost & Slow cook function 91 actual / 86 litre usable capacity 3 shelves (25 positions) Removable shelves	Tall fanned electric oven Easy clean enamel A energy rating Oven light Defrost & Slow cook function 91 actual / 86 litre usable capacity 3 shelves (25 positions) Removable shelves	Tall fanned electric oven Easy clean enamel A energy rating Oven light Defrost & Slow cook function 91 actual / 86 litre usable capacity 3 shelves (25 positions) Removable shelves	Tall fanned electric oven Easy clean enamel A energy rating Oven light Defrost & Slow cook function 91 actual / 86 litre usable capacity 3 shelves (25 positions) Removable shelves	Fanned electric oven Easy clean enamel Programmable oven A energy rating Oven light Defrost & Slow cook function 64 actual / 58 litre usable capacity 2 shelves (5 positions) Removable shelves	Conventional gas oven Easy clean enamel A energy rating Oven light 64 actual / 48 litre usable capacity 2 shelves (5 positions) Removable shelves	Fanned electric oven Easy clean enamel Programmable oven A energy rating Oven light Defrost & Slow cook function 64 actual / 58 litre usable capacity 2 shelves (5 positions) Removable shelves	Fanned electric oven Easy clean enamel A energy rating Oven light Defrost & Slow cook function 64 actual / 58 litre usable capacity 2 shelves (5 positions) Removable shelves	Tall fanned electric oven Easy clean enamel A energy rating Oven light Defrost & Slow cook function 91 actual / 86 litre usable capacity 3 shelves (25 positions) Removable shelves	Fanned electric oven Easy clean enamel Programmable oven A energy rating Oven light Defrost & Slow cook function 69 actual / 65 litre usable capacity 2 shelves (5 positions) Removable shelves	Fanned electric oven Easy clean enamel Programmable oven A energy rating Oven light Defrost & Slow cook function 69 actual / 65 litre usable capacity 2 shelves (5 positions) Removable shelves	Conventional gas oven Easy clean enamel A energy rating Oven light 62 actual / 48 litre usable capacity 2 shelves (5 positions) Removable shelves	Conventional gas oven Easy clean enamel A energy rating Oven light 62 actual / 48 litre usable capacity 2 shelves (5 positions) Removable shelves	
Cavity 4	N/A	N/A	N/A	N/A	Storage	Storage	Storage	Storage	N/A	Storage	Storage	Storage	Storage	
Timer / Programmer	LED Maxi-Clock/touch control programmer (cavity 2)	LED Maxi-Clock/touch control programmer (cavity 2)	LED Maxi-Clock/touch control programmer (cavity 2)	LED Maxi-Clock/minute minder	LED Maxi-Clock/touch control programmer (cavity 3)	LED Maxi-Clock/minute minder	LED Maxi-Clock/touch control programmer (cavity 3)	LED Maxi-Clock/touch control programmer (cavity 3)	LED Maxi-Clock/touch control programmer (cavity 2)	LED Maxi-Clock/touch control programmer (cavity 3)	LED Maxi-Clock/touch control programmer (cavity 3)	LED Maxi-Clock/minute minder	LED Maxi-Clock/minute minder	
Timer	Yes	Yes	Yes	Yes	Yes	Yes	Yes	Yes	Yes	Yes	Yes	Yes	Yes	
Fascia cooling system	Yes	Yes	Yes	Yes	Yes	Yes	Yes	Yes	Yes	Yes	Yes	Yes	Yes	
Accessories (included)														
Grill pan handle	Yes	Yes	Yes	Yes	Yes	Yes	Yes	Yes	Yes	Yes	Yes	Yes	Yes	
Grill pan/trivet	Yes	Yes	Yes	Yes	Yes	Yes	Yes	Yes	Yes	Yes	Yes	Yes	Yes	
LPG convertible	Yes	-	-	-	Yes	-	-	-	Yes	Yes	-	-	-	
LPG conversion kit (available separately)	Yes	-	-	-	Yes	-	-	-	Yes	Yes	-	-	-	
Removable Parts (for cleaning)														
Hob burners	Yes	-	-	Yes	Yes	Yes	-	-	Yes	Yes	-	Yes	Yes	
Pan supports	Yes	-	-	Yes	Yes	Yes	-	-	Yes	Yes	-	Yes	Yes	
Shelves	Yes	Yes	Yes	Yes	Yes	Yes	Yes	Yes	Yes	Yes	Yes	Yes	Yes	
Shelf runners	Yes	Yes	Yes	Yes	Yes	Yes	Yes	Yes	Yes	Yes	Yes	Yes	Yes	
Installation														
Gas type	Nat gas	-	-	Nat gas	Nat gas	Nat gas	-	-	Nat gas	Nat gas	-	Nat gas	LPG gas	
Gas inlet type	1/2" BSP female	-	-	1/2" BSP female	1/2" BSP female	1/2" BSP female	-	-	1/2" BSP female	1/2" BSP female	-	1/2" BSP female	1/2" BSP female	
Gas inlet position/ Electrical power load (kW)	Rear right	15.2	14.9	Rear right	Rear right	Rear right	14.9	14.3	Rear right	Rear right	15.4	Rear right	Rear right	
Fuse size (A)	32	32	32	13	32	13	32	32	32	32	32	13	13	
Fitted 3 pin plug	-	-	-	Yes	-	Yes	-	-	-	-	-	Yes	Yes	
Product Dimensions														
Height (mm)	900-930	900-930	900-930	900-930	900-930	900-930	900-930	900-930	900-930	900-930	900-930	900-930	900-930	
Width (mm)	900	900	900	900	1000	1000	1000	1000	900	1100	1100	1100	1100	
Depth (mm)	600	600	600	600	600	600	600	600	600	600	600	600	600	
Weight (kg)	74.25	74	71.2	75.2	84.35	82.40	90.35	88.25	83.80	87.65	94.25	87	87	
Finishes & codes														
Black	444444041	444444044	444444050	444444047	444444053	444444059	444444056	444444062	444444108	444444111	444444114	444444117	-	
Cream	444444043	444444046	444444052	444444049	444444055	444444061	444444058	444444064	444444110	444444113	444444116	444444119	-	
Hot Jalapeño	444444042	444444045	444444051	444444048	444444054	444444060	444444057	444444063	-	-	-	-	-	
Silver	-	-	-	-	-	-	-	-	444444109	444444112	444444115	444444118	444444120	

GOURMET



PRODUCT	90DFT	90E	90EI	90GT
Description	90cm dual fuel range cooker	90cm electric range cooker	90cm electric induction range cooker	90cm gas range cooker
Hob	5 Gas burners: x2 medium (2.0 kW) x1 small (1.0 kW) x1 wok (4 kW) x1 large (3.0 kW) Cast iron pan supports Push button ignition Flame safety device	5 Ceramic zones: x2 medium (1.7 kW) x2 small (1.2 kW) 1x dual zone (0.75-2.2 kW) Easy clean ceramic surface	4 Induction zones / 1 warming: x4 medium induction (1.4-1.85 kW) x1 warming zone (0.1 kW) Touch control Digital power display Pan & overheat detection Child lock Boost function	5 Gas burners: x2 medium (2.0 kW) x1 small (1.0 kW) x1 wok (4 kW) x1 large (3.0 kW) Cast iron pan supports Push button ignition Flame safety device
Cavity 1	Variable rate dual circuit electric grill & conventional oven	Variable rate dual circuit electric grill & conventional oven	Variable rate dual circuit electric grill & conventional oven	Variable rate gas grill Removable shelves
Cavity 2	Fanned electric oven Programmable oven Easy clean enamel A energy rating Oven light Defrost & Slow cook function 64 actual / 58 litre usable capacity 2 shelves (5 positions) Removable shelves	Fanned electric oven Programmable oven Easy clean enamel A energy rating Oven light Defrost & Slow cook function 62 actual / 58 litre usable capacity 2 shelves (5 positions) Removable shelves	Fanned electric oven Programmable oven Easy clean enamel A energy rating Oven light Defrost & Slow cook function 62 actual / 58 litre usable capacity 2 shelves (5 positions) Removable shelves	Conventional gas oven Easy clean enamel B energy rating Oven light 64 actual / 48 litre usable capacity 2 shelves (5 positions) Removable shelves
Cavity 3	Tall fanned electric oven Easy clean enamel A energy rating Oven light Defrost & Slow cook function 91 actual / 86 litre usable capacity 3 shelves (25 positions) Removable shelves	Tall fanned electric oven Easy clean enamel A energy rating Oven light Defrost & Slow cook function 91 actual / 86 litre usable capacity 3 shelves (25 positions) Removable shelves	Tall fanned electric oven Easy clean enamel A energy rating Oven light Defrost & Slow cook function 91 actual / 86 litre usable capacity 3 shelves (25 positions) Removable shelves	Tall fanned electric oven Easy clean enamel A energy rating Oven light Defrost & Slow cook function 91 actual / 86 litre usable capacity 3 shelves (25 positions) Removable shelves
Cavity 4	N/A	N/A	N/A	N/A
Timer / Programmer	LED Maxi-Clock/touch control programmer (cavity 2)	LED Maxi-Clock/touch control programmer (cavity 2)	LED Maxi-Clock/touch control programmer (cavity 2)	LED Maxi-Clock/minute minder
Timer	Yes	Yes	Yes	Yes
Fascia cooling system	Yes	Yes	Yes	Yes
Accessories (included)				
Grill pan handle	Yes	Yes	Yes	Yes
Grill pan/trivet	Yes	Yes	Yes	Yes
LPG convertible	Yes	-	-	-
LPG conversion kit (available separately)	Yes	-	-	-
Removable Parts (for cleaning)				
Hob burners	Yes	-	-	Yes
Pan supports	Yes	-	-	Yes
Shelves	Yes	Yes	Yes	Yes
Shelf runners	Yes	Yes	Yes	Yes
Installation				
Gas type	Nat gas	-	-	Nat gas
Gas inlet type	1/2" BSP female	-	-	1/2" BSP female
Gas inlet position/ Electrical power load (kW)	Rear right	14.4	14.1	Rear right
Fuse size (A)	32	32	32	13
Fitted 3 pin plug	-	-	-	Yes
Product Dimensions				
Height (mm)	900-930	900-930	900-930	900-930
Width (mm)	900	900	900	900
Depth (mm)	600	600	600	600
Weight (kg)	84	80	88	80
Finishes & codes				
Prof. Stainless Steel	444444065	444444066	444444068	444444067

FARMHOUSE MINI-RANGE COOKERS



PRODUCT	60DF	60E	60GT
Description	60cm dual fuel mini range cooker	60cm electric mini range cooker	60cm gas mini range cooker
Hob	4 Gas burners: (1-4 kW) 4kW wok burner Cast iron pan supports Flame safety device	4 Ceramic zones: (1.2-1.7 kW) Easy clean ceramic surface	4 Gas burners (1-4 kW) 4kW wok burner Cast iron pan supports Flame safety device
Cavity 1	Electric grill & conventional oven	Electric grill & conventional oven	Electric grill & conventional gas oven Removable shelves
Cavity 2	Fanned electric oven Easy clean enamel A energy rating Oven light Defrost & Slow cook function 69 L capacity 2 shelves (5 positions) Removable shelves	Fanned electric oven Easy clean enamel A energy rating Oven light Defrost & Slow cook function 69 L capacity 2 shelves (5 positions) Removable shelves	Conventional gas oven Easy clean enamel B energy rating Oven light Defrost function 69 L capacity 2 shelves (5 positions) Removable shelves
Cavity 3	N/A	N/A	N/A
Cavity 4	N/A	N/A	N/A
Timer / Programmer	LED Maxi-clock/touch control programmer	LED Maxi-Clock/touch control programmer	LED Maxi-Clock/cook-to-off timer
Timer	Yes	Yes	Yes (cook to off)
Fascia cooling system	-	-	-
Accessories (included)			
Grill pan handle	-	-	-
Grill pan/trivet	Yes	Yes	Yes
Integrated splashback	-	-	-
LPG convertible	-	-	-
LPG conversion kit (available separately)	-	-	-
Removable Parts (for cleaning)			
Hob burners	Yes	-	Yes
Pan supports	Yes	-	Yes
Shelves	Yes	Yes	Yes
Shelf runners	Yes	Yes	Yes
Installation			
Gas type	Nat gas	-	Nat gas
Gas inlet type	1/2" BSP female	-	1/2" BSP female
Gas inlet position/ Electrical power load (kW)	Rear right	15.2	Rear right
Fuse size (A)	32	32	13
Fitted 3 pin plug	-	-	-
Electrical connection	4.8kW	10.6kW	1.9kW
Product Dimensions			
Height (mm)	900	900	900
Width (mm)	600	600	600
Depth (mm)	600	600	600
Finishes & codes			
Black	444444714	444444711	444444717
Cream	444444713	444444710	444444716
Hot Jalapeño	444444715	444444712	444444718

60CM HOODS



PRODUCT	60CHIM	60VH	60 K-LINE	600 CGH
Description	60cm chimney hood	60cm integrated visor hood	60cm designer hood	60cm wide curved glass hood
Hood overview	3 fan speeds 2 lights Push button controls 1 grease filter Extendable chimney section	3 fan speeds 1 light 1 acrylic filter Slider controls	3 fan speeds & booster 2 halogen lights Illuminated push button controls 1 grease filter Extendable chimney section	3 fan speeds 2 halogen lights Push button controls 1 grease filter
Extraction				
Min extraction rate (m3/h)	161	100	210	208
Max extraction rate (m3/h)	436	200	465	328
Motor rating (W)	130	100	250	150
Max noise level (dBa)	66	63	58	49
Noise level with boost	-	-	61	-
Energy				
Annual energy consumption (kW/a)	107.1	72.4	103.2	104.9
Energy efficiency class	E	D	D	E
Fluid dynamic efficiency	9.8	5.1	16.7	5.8
Fluid dynamic efficiency class	E	F	D	F
Lighting efficiency class	G	G	F	F
Grease filtering efficiency class	D	C	F	D
Installation				
Position of ducting outlet	Top	Top	Top	Top
Ducting kit diameter (mm)	120/150	150/120	150/120	150/120
Fuse size (A)	3	3	3	3
Product dimensions				
Height (excl chimney where fitted) (mm)	190	150	505	100
Width (mm)	600	600	600	600
Depth (mm)	485	395/520	337	490
Weight (Kg)	6.8	6.30	13.5	13
Chimney height (incl hood) (mm)	560/905	-	930-1360	535-965
Chimney width (mm)	250	-	318	318
Chimney depth (mm)	183	-	259	259
Min height above hob (mm)	650	-	650	650
Finishes & codes				
Stainless Steel	444441226	-	444441229	-
Black	444441227	-	-	444443284
Cream	-	-	-	-
Hot Jalapeño	-	-	-	-
Silver	-	444441224	-	-
White	-	444441223	-	-

	60CM		70CM		90CM		100CM		110CM		
PRODUCT	UIH60	600CGH	70CHIM	700 CGH	900CGH	CLASSIC/DB 90CHIM	90DB FLAT	CLASSIC/DB 100CHIM	100DB FLAT	CLASSIC/DB 110CHIM	110DB FLAT
Description	60cm integrated hood	60cm curved glass hood	70cm chimney hood	70cm curved glass hood	90cm curved glass hood	90cm classic chimney hood	90cm flat designer hood	100cm classic chimney hood	100cm flat designer hood	110cm classic chimney hood	110cm flat designer hood
Hood overview	3 fan speeds 1 halogen light Slider control 1 acrylic grease filter	3 fan speeds 2 halogen lights Push button controls 1 grease filter	3 fan speeds 2 lights Push button controls 2 grease filters	3 fan speeds 2 halogen lights Push button controls 1 grease filter	3 fan speeds 2 halogen lights Push button controls 1 grease filter	3 fan speeds 2 LED spot lights Push button controls 3 grease filters	3 fan speeds 2 LED spot lights Push button controls 3 Aluminium grease filters Extendable chimney section	3 fan speeds 2 LED spot lights Push button controls 3 Aluminium grease filters Extendable chimney section	3 fan speeds 2 LED spot lights Push button controls 3 Aluminium grease filters Extendable chimney section	3 fan speeds 2 LED spotlights Push button controls 3 Aluminium grease filters Extendable chimney section	3 fan speeds 2 LED spotlights Push button controls 3 Aluminium grease filters Extendable chimney section
Extraction											
Min extraction rate (m3/h)	105	208	212	208	208	311.2	305	311.2	305	311.2	305
Max extraction rate (m3/h)	220	328	355	328	328	512.1	480	512.1	480	512.1	480
Motor rating (W)	100	150	150	150	150	110	110	110	110	110	110
Max noise level (dBa)	65	49	63	49	49	60	61	60	61	60	61
Energy											
Annual energy consumption (kW/a)	68	104.9	115.4	104.9	104.9	68.5	68	68.5	68	68.5	68
Energy efficiency class	D	E	E	E	E	D	D	D	D	D	D
Fluid dynamic efficiency	7.9	5.8	5.6	5.8	5.8	7.6	7.1	7.6	7.1	7.6	7.1
Fluid dynamic efficiency class	F	F	F	F	F	F	F	F	F	F	F
Lighting efficiency class	G	F	G	F	F	A	A	A	A	A	A
Grease filtering efficiency class	C	D	D	D	D	B	B	B	B	B	B
Installation											
Position of ducting outlet	Top	Top	Top	Top	Top	Top	Top	Top	Top	Top	Top
Ducting kit diameter (mm)	120/100	150/120	120/150	150/120	150/120	150/120	150/120	150/120	150/120	150/120	150/120
Fuse size (A)	3	3	3	3	3	5	5	5	5	5	5
Product dimensions											
Height (excl chimney where fitted) (mm)	400	100	260	100	100	315	60	315	60	315	60
Width (mm)	600	600	700	700	900	900	900	1000	1000	1100	1100
Depth (mm)	270/495	490	495	490	490	500	500	500	500	500	500
Weight (Kg)	9	13	12	13.6	13	11.6	15.1	12.4	15.8	12.7	16.8
Chimney height (incl hood) (mm)	-	535-965	755/1100	560-905	560-905	678-1040	648-1228	678-1040	648-1228	678-1040	648-1228
Chimney width (mm)	-	318	250	318	318	222	322	222	322	222	322
Chimney depth (mm)	-	259	183	259	259	173	282	173	282	173	282
min height above hob (mm)	650	650	650	650	650	650	650	650	650	650	650
Finishes & codes											
Stainless Steel	-	444448742	444441129	444448743	444448744	444443570	444443579	444443571	444443580	444443572	444443581
Black	-	-	-	444443285	444443286	444443567	444443573	444443568	444443574	444443569	444443575
Cream	-	-	-	-	-	444443582	-	444443583	-	444443584	-
Hot Jalapeño	-	-	-	-	-	444443585	-	444443586	-	444443587	-
Silver	444449650	-	-	-	-	-	-	-	-	-	-









GLASS



60CM

90CM

100CM

110CM

						
PRODUCT	SBK60	SBK60 STA-SHIMMER	SBK90	SBK90 STA-SHIMMER	SBK100	SBK100 STA-SHIMMER
Description	60cm glass splashback	60cm glass splashback	90cm glass splashback	90cm glass splashback	100cm glass splashback	100cm glass splashback
Features						
Toughened	Yes	Yes	Yes	Yes	Yes	Yes
Edge finish	Polished	Polished	Polished	Polished	Polished	Polished
Installation						
Fixing method	Self adhesive tape	Self adhesive tape	Self adhesive tape	Self adhesive tape	Self adhesive tape	Self adhesive tape
Tape thickness (mm)	2	2	2	2	2	2
Product dimensions						
Height (mm)	750	750	750	750	750	750
Width (mm)	600	600	900	900	1000	1000
Thickness (mm)	6	4	6	4	6	4
Weight (Kg)	6.8	4.5	10.1	6.8	11.3	7.5
Finishes & codes						
Stainless Steel	-	444442911	-	444442912	-	444442913
Black	444442907	-	444442908	-	444442909	-
Cream	-	-	444443186	-	444443187	-
Hot Jalapeño	-	-	444442915	-	444442916	-
Union jack mono 	-	-	444442924	-	-	-
Union jack 	-	-	444442922	-	-	-
White	-	-	444442918	-	444442919	-

		
PRODUCT	SBK110	SBK110 STA-SHIMMER
Description	110cm glass splashback	110cm glass splashback
Features		
Toughened	Yes	Yes
Edge finish	Polished	Polished
Installation		
Fixing method	Self adhesive tape	Self adhesive tape
Tape thickness (mm)	2	2
Product dimensions		
Height (mm)	750	750
Width (mm)	1100	1100
Thickness (mm)	6	4
Weight (Kg)	12.4	8.3
Finishes & codes		
Stainless Steel	-	444442914
Black	444442910	-
Cream	444443188	-
Hot Jalapeño	444442917	-
Union jack mono	-	-
Union jack	-	-
White	444442920	-

METAL

60CM



70CM

90CM

100CM

110CM

						
PRODUCT	SBK60	SBK70	SBK90	SBK90R	SBK100	SBK100R
Description	60cm metal splashback	70cm metal splashback	90cm metal splashback	90cm metal splashback with rail	100cm metal splashback	100cm metal splashback with rail
Features						
Toughened	-	-	-	Yes	-	Yes
Decorative rail	-	-	-	Yes	-	Yes
Rail type	-	-	-	T bar handle	-	T bar handle
Rail length	-	-	-	800mm	-	900mm
Rail hole centres about centreline (mm)	-	-	-	750mm	-	750mm
Fixing hole position (flange or inboard)	Flange	Flange	Flange	Flange	Flange	Flange
Hole centres about centreline (mm)	400	500	700	700	800	800
Product dimensions						
Height (mm)	750	750	750	750	750	750
Width (mm)	600	700	900	900	1000	1000
Thickness (mm)	10	10	10	10	10	10
Weight (Kg)	6	6.7	9	9.7	10.2	11
Finishes & codes						
Stainless Steel	444449519	444449522	444449524	444449525	444449527	444449528
Black	-	-	444449526	-	444449529	-

		
PRODUCT	SBK110	SBK110R
Description	110cm metal splashback	110cm metal splashback with rail
Features		
Toughened	-	Yes
Decorative rail	-	Yes
Rail type	-	T bar handle
Rail length	-	1000mm
Rail hole centres about centreline (mm)	-	750mm
Fixing hole position (flange or inboard)	Flange	Flange
Hole centres about centreline (mm)	900	900
Product dimensions		
Height (mm)	750	750
Width (mm)	1100	1100
Thickness (mm)	10	10
Weight (Kg)	11	11.9
Finishes & codes		
Stainless Steel	444449530	444449531
Black	444449532	-



INSIDE EVERY GREAT HOME

Belling

Stoney Lane, Prescott,
Merseyside L35 2XW

Belling Customer Care:

0344 815 3746

Product Information

Helpline:

0344 248 4149

Trade Support Line:

0344 248 4147



www.belling.co.uk

